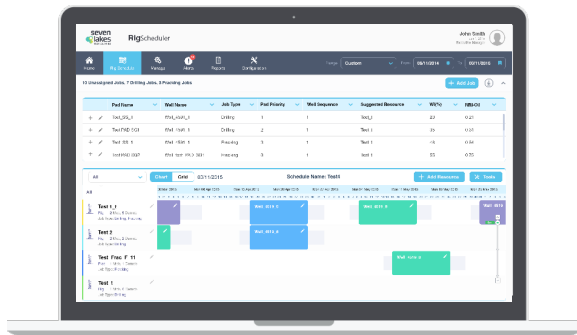


Rig Scheduler

Achieve on schedule and on budget rig planning



Rig Scheduler solution powers rig teams to cut down non-utilized resource time. Rig teams can now meet the challenges of oil and gas rig scheduling with the solution's intuitive user interface specifically designed for them. Build and configure a rig plan based on operational requirements, and cut down on manipulating manual project management tools. Gain better insights into a rig program and ensure projects are on schedule and on budget.

CAPABILITIES

- Integrate seamlessly with company-wide systems including well delivery manager, well operations and accounting
- Configure resource and job types tailored to specific business needs
- Monitor NPT and rig utilization metrics
- Model multiple scenarios for re-planning and re-budgeting
- Drag and drop scheduler intuitively

BENEFITS

- Improved visibility of rig scheduling across the organization
- User friendly scheduling
- Improved planning of capital assets
- Reduce budget vs actual drilling cost variance
- Helpful scenario analysis

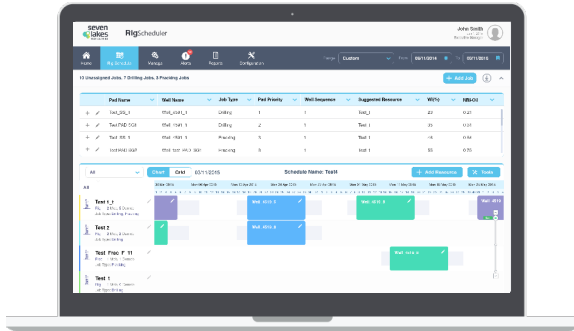
FEATURES

- Drag and drop scheduler
- Scenario modeling
- Job batching
- Default mob and demob times
- Configurable resources
- Subscription to reports
- Alerts and notifications

INTEGRATED SYSTEMS*

- Accounting/ERP
- Economics and reserves
- Well ops/management
- AFE
- Document management

**TYPICAL INTEGRATIONS - further systems can be integrated if needed.*









CUSTOMER TEAM RESOURCES

Team Role	Commitment
Project Manager	5-8 Hours / Duration
Infrastructure Admin	5 Hours/ Week 1-4
SME (s)	5 Hours/ Week 2-5
Admin Trainer	16 Hours/ Week 9
End User Trainer	4 Hours/ Week 10

IMPLEMENTATION SHEET

IMPLEMENTATION TIMELINE

PRE- DELIVERY PHASE	Infrastructure Setup: Hardware, network, SLT, users accounts and groups, automated accounts, access permissions				
DELIVERY PHASE	<u>WEEK 1-2</u>	<u>WEEK 3-4</u>	<u>WEEK 5-6</u>	<u>WEEK 7-8</u>	<u>WEEK 9-10</u>
<ul style="list-style-type: none"> Product Deployment Configuration Integration & Customisation UAT Admin Training End User Training 					 

ASSUMPTIONS: As-is product implementation. Any customizations or changes to standard configuration will extend timeline. Training efforts primarily managed by the customer with support from SLT during initial training. Additional training from SLT available upon request.

INFRASTRUCTURE REQUIREMENTS

DATABASE SERVER

- 32 GB RAM
- 2x4 3.0 GHz CPU
- Win 2012 x64
- SQL 2012 R2 Ent. Edition x64 (SQLDB, SSIS, SSAS)
- Disk Drives:
 - C Drive (OS) - 100 GB
 - D Drive (Data) -250 GB
 - E Drive (SQL Log/ Temp) - 50 GB
 - G Drive (Backups) - 50 GB

WEB SERVER

- 8 GB RAM
- 2x43.0 GHz CPU
- Win 2012 R2 x64
- IIS/.NET 4.0
- RabbitMQ
- Disk Drives
 - C Drive (OS) - 100 GB
 - D Drive (Data) - 100 GB

NOTE: Requirements above are for production environment. Development and Test environments are expected to have similar or lesser requirements. Cloud options also available upon request.